

GREAT GATSBY 450X1200D

LED MIRROR

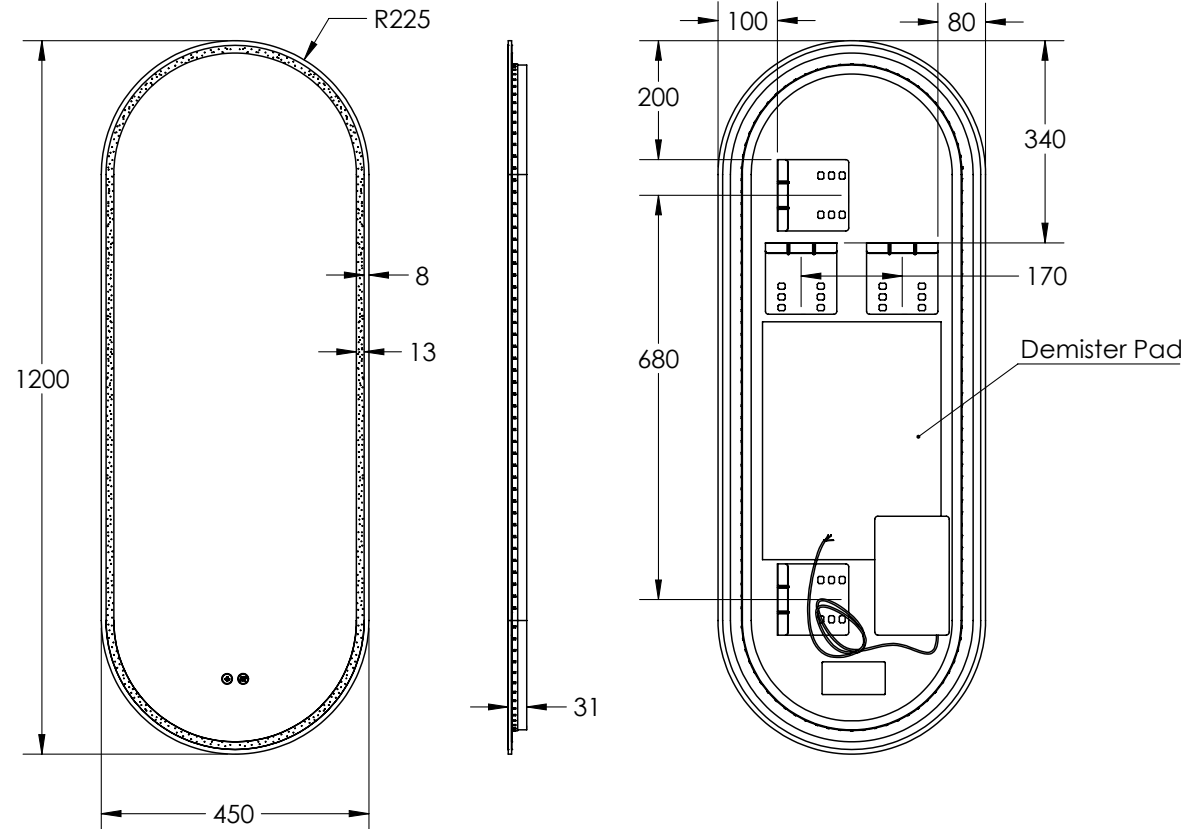
PRODUCT CODE
GG45120D

| SPECIFICATIONS | |
|----------------|--------------------|
| WIDTH | 450mm |
| HEIGHT | 1200mm |
| DEPTH | 31mm |
| WEIGHT | 10kg |
| ORIENTATION | Portrait/Landscape |

| LIGHTING SPECIFICATIONS | |
|-------------------------|---------------|
| CCT | 2700K - 6500K |
| CRI | >80 |

| INSTALLATION | |
|------------------------------|--|
| Wall mount | |
| Hardwire | |
| Input voltage: 220-240v 50Hz | |

| FEATURES | |
|-----------------------------------|--|
| Copper Free Mirror | |
| LED Lighting | |
| (Adjustable Colour Temperature) | |
| Backlit | |
| Touch Sensor | |
| Demister with 1 Hour Auto Cut-off | |



Disclaimer: All LED Products requiring hardwiring must be installed by a licensed electrician in accordance with local regulations. Sizes are in mm and nominal and should be checked prior to installation. Actual colours may vary so please check colour samples before ordering. Installation is acceptance of our products. Installation of faulty, warped, chipped or damaged products will void our warranty.

GREAT GATSBY 450X1200D

LED MIRROR

PRODUCT CODE

GG45120D

SPECIFICATIONS

| | |
|-------------|--------------------|
| WIDTH | 450mm |
| HEIGHT | 1200mm |
| DEPTH | 31mm |
| WEIGHT | 10kg |
| ORIENTATION | Portrait/Landscape |

LIGHTING SPECIFICATIONS

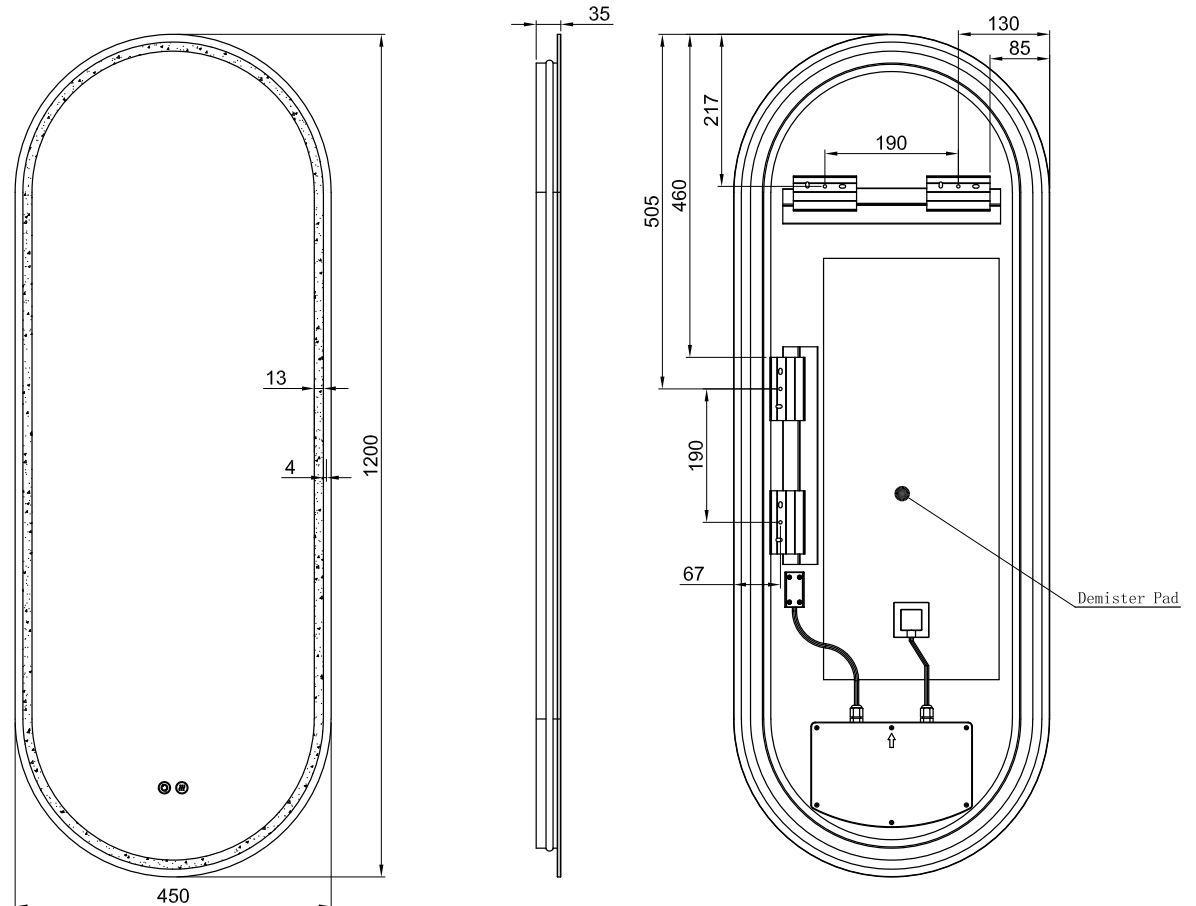
| | |
|-----|---------------|
| CCT | 2700K - 6500K |
| CRI | >80 |

INSTALLATION

| |
|------------------------------|
| Wall mount |
| Hardwire |
| Input voltage: 220-240v 50Hz |

FEATURES

| |
|-----------------------------------|
| Copper Free Mirror |
| LED Lighting |
| (Adjustable Colour Temperature) |
| Backlit |
| Touch Sensor |
| Demister with 1 Hour Auto Cut-off |



Disclaimer: All LED Products requiring hardwiring must be installed by a licensed electrician in accordance with local regulations. Sizes are in mm and nominal and should be checked prior to installation. Actual colours may vary so please check colour samples before ordering. Installation is acceptance of our products. Installation of faulty, warped, chipped or damaged products will void our warranty.

GREAT GATSBY 450X1200D

LED MIRROR

PRODUCT CODE

GG45120D

SPECIFICATIONS

| | |
|-------------|--------------------|
| WIDTH | 450mm |
| HEIGHT | 1200mm |
| DEPTH | 31mm |
| WEIGHT | 10kg |
| ORIENTATION | Portrait/Landscape |

LIGHTING SPECIFICATIONS

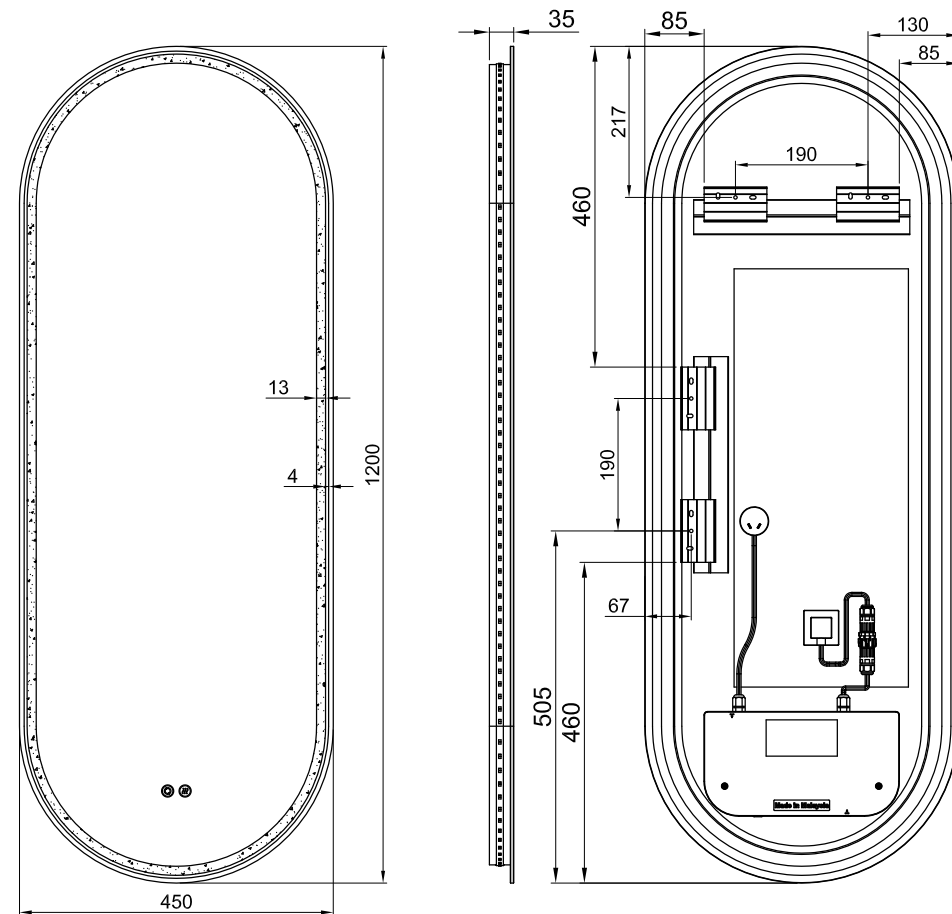
| | |
|-----|---------------|
| CCT | 2700K - 6500K |
| CRI | >80 |

INSTALLATION

| |
|------------------------------|
| Wall mount |
| Hardwire |
| Input voltage: 220-240v 50Hz |

FEATURES

| |
|--|
| Copper Free Mirror |
| LED Lighting (Adjustable Colour Temperature) |
| Backlit |
| Touch Sensor |
| Demister with 1 Hour Cut-Off |
| Modubox™ |



Disclaimer: All LED Products requiring hardwiring must be installed by a licensed electrician in accordance with local regulations. Sizes are in mm and nominal and should be checked prior to installation. Actual colours may vary so please check colour samples before ordering. Installation is acceptance of our products. Installation of faulty, warped, chipped or damaged products will void our warranty.

GREAT GATSBY 450X1200D

LED MIRROR WITH ALUMINIUM FRAME

SPECIFICATIONS

| | |
|-------------|--------------------|
| WIDTH | 455mm |
| HEIGHT | 1205mm |
| DEPTH | 40mm |
| WEIGHT | 11kg |
| ORIENTATION | Portrait/Landscape |

LIGHTING SPECIFICATIONS

| | |
|-----|---------------|
| CCT | 2700K - 6500K |
| CRI | >80 |

INSTALLATION

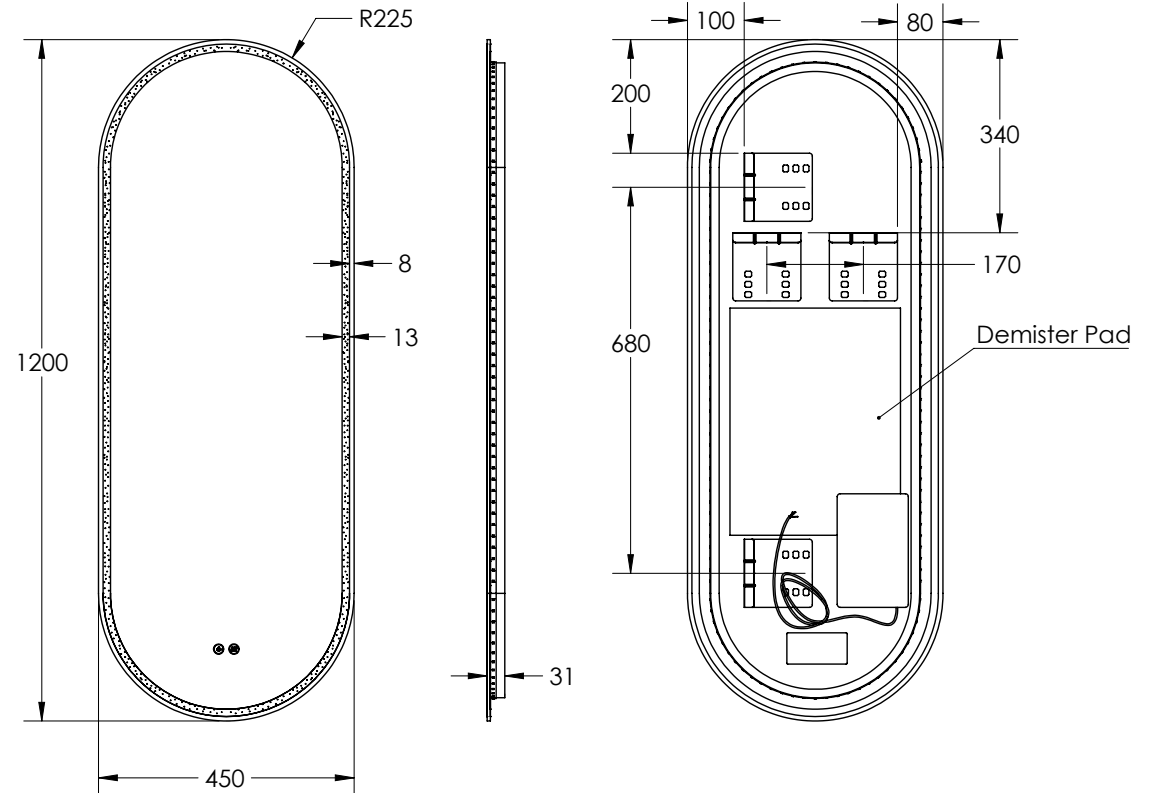
| |
|------------------------------|
| Wall mount |
| Hardwire |
| Input voltage: 220-240v 50Hz |

FEATURES

| |
|--|
| Copper Free Mirror |
| LED Lighting (Adjustable Colour Temperature) |
| Backlit |
| Touch Sensor |
| Demister with 1 Hour Auto Cut-off |

| FINISH | PRODUCT CODE |
|----------------|--------------|
| Baltic Brass | G45120D-BB |
| Brits Nickel | G45120D-BN |
| Cuban Bronze | G45120D-CB |
| Georgian Metal | G45120D-GM |

| FINISH | PRODUCT CODE |
|-----------------|--------------|
| Manhattan Black | G45120D-MB |
| Milano White | G45120D-MW |
| Nordic Gold | G45120D-NG |



Disclaimer: All LED Products requiring hardwiring must be installed by a licensed electrician in accordance with local regulations. Sizes are in mm and nominal and should be checked prior to installation. Actual colours may vary so please check colour samples before ordering. Installation is acceptance of our products. Installation of faulty, warped, chipped or damaged products will void our warranty.

Please check actual product in box for bracket type used

GREAT GATSBY 450X1200D

LED MIRROR WITH ALUMINIUM FRAME

SPECIFICATIONS

| | |
|-------------|--------------------|
| WIDTH | 455mm |
| HEIGHT | 1205mm |
| DEPTH | 40mm |
| WEIGHT | 11kg |
| ORIENTATION | Portrait/Landscape |

LIGHTING SPECIFICATIONS

| | |
|-----|---------------|
| CCT | 2700K - 6500K |
| CRI | >80 |

INSTALLATION

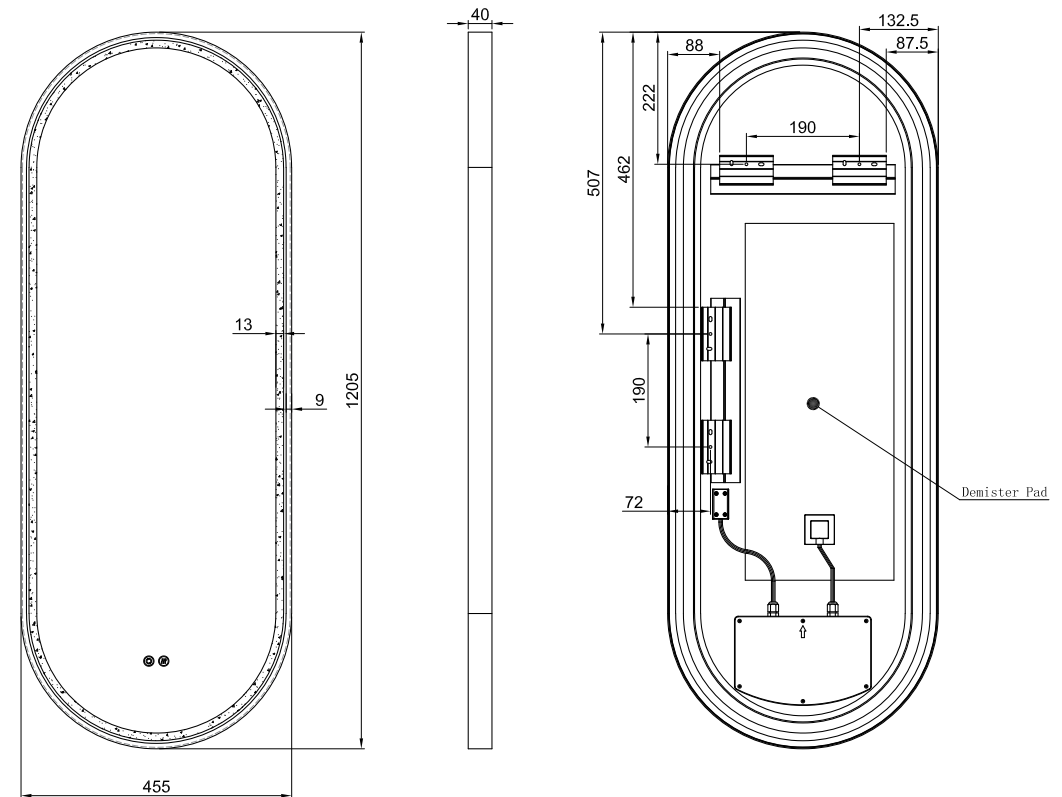
| |
|------------------------------|
| Wall mount |
| Hardwire |
| Input voltage: 220-240v 50Hz |

FEATURES

| |
|--|
| Copper Free Mirror |
| LED Lighting (Adjustable Colour Temperature) |
| Backlit |
| Touch Sensor |
| Demister with 1 Hour Auto Cut-off |

| FINISH | PRODUCT CODE |
|----------------|--------------|
| Baltic Brass | G45120D-BB |
| Brits Nickel | G45120D-BN |
| Cuban Bronze | G45120D-CB |
| Georgian Metal | G45120D-GM |

| FINISH | PRODUCT CODE |
|-----------------|--------------|
| Manhattan Black | G45120D-MB |
| Milano White | G45120D-MW |
| Nordic Gold | G45120D-NG |



Disclaimer: All LED Products requiring hardwiring must be installed by a licensed electrician in accordance with local regulations. Sizes are in mm and nominal and should be checked prior to installation. Actual colours may vary so please check colour samples before ordering. Installation is acceptance of our products. Installation of faulty, warped, chipped or damaged products will void our warranty.

GREAT GATSBY 450X1200D

LED MIRROR

PRODUCT CODE

GG45120D

SPECIFICATIONS

| | |
|-------------|--------------------|
| WIDTH | 450mm |
| HEIGHT | 1200mm |
| DEPTH | 31mm |
| WEIGHT | 10kg |
| ORIENTATION | Portrait/Landscape |

LIGHTING SPECIFICATIONS

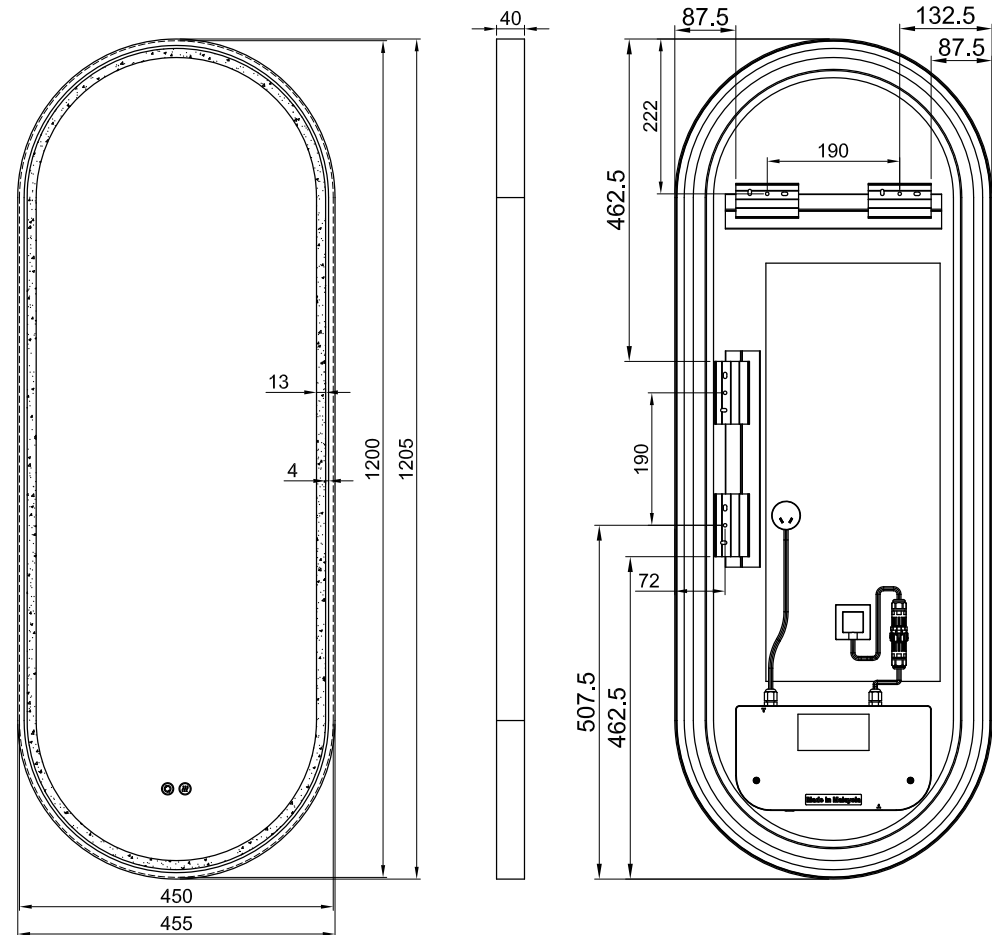
| | |
|-----|---------------|
| CCT | 2700K - 6500K |
| CRI | >80 |

INSTALLATION

| |
|------------------------------|
| Wall mount |
| Hardwire |
| Input voltage: 220-240v 50Hz |

FEATURES

| |
|--|
| Copper Free Mirror |
| LED Lighting (Adjustable Colour Temperature) |
| Backlit |
| Touch Sensor |
| Demister with 1 Hour Cut-Off |
| Modubox™ |



Disclaimer: All LED Products requiring hardwiring must be installed by a licensed electrician in accordance with local regulations. Sizes are in mm and nominal and should be checked prior to installation. Actual colours may vary so please check colour samples before ordering. Installation is acceptance of our products. Installation of faulty, warped, chipped or damaged products will void our warranty.